



welcome to
High Street

Waltham on the Wolds • Leicestershire



A modern development of
2 bedroom new homes
for shared ownership sale

welcome to your new home

High Street, Waltham on the Wolds

Leicestershire LE14

2 Bedroom Semi-Detached Houses | **Plots 4 & 5**



Kitchen

- Contemporary kitchen
- Oven, hob, extractor
- Vinyl flooring
- Space for washing machine and fridge/freezer

Bathroom

- Three piece white suite
- Shower over bath with screen
- Complimentary wall tiling
- Vinyl flooring

General

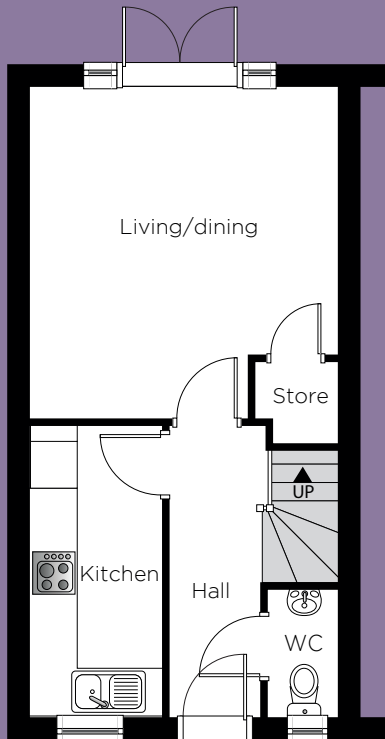
- Located Melton Borough Council
- Local connection criteria applies
- Parish council connection
- Allocated parking

CGI shown is for Illustrations purposes only.

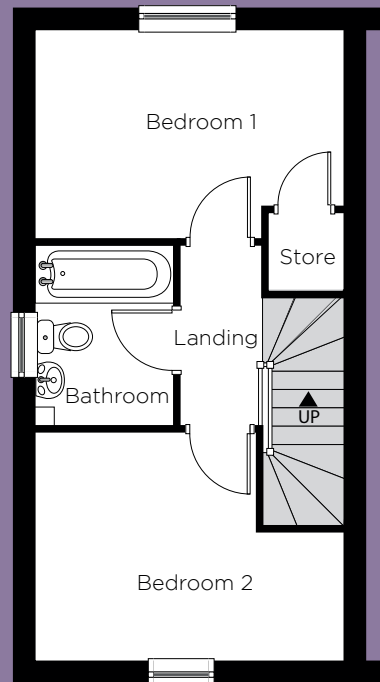
High Street, Waltham on the Wolds

Leicestershire LE14

2 Bedroom Semi-Detached Houses | **Plots 4 & 5**



Ground Floor



First Floor

Please note:
Some plots will be the opposite floor layout to shown.

Ground Floor

Living/ dining	4.38m	x	4.07m	(max)
	14' 5"	x	13' 4"	(max)
Kitchen	3.85m	x	1.74m	(max)
	12' 8"	x	5' 8"	(max)

First Floor

Bed 1	4.07m	x	2.75m	(max)
	13' 4"	x	9' 0"	(max)
Bed 2	4.07m	x	3.014m	(max)
	13' 4"	x	9' 10"	(max)
Bathroom	2.41m	x	1.83m	(max)
	7' 11"	x	6' 0"	(max)

Total Floor Area:

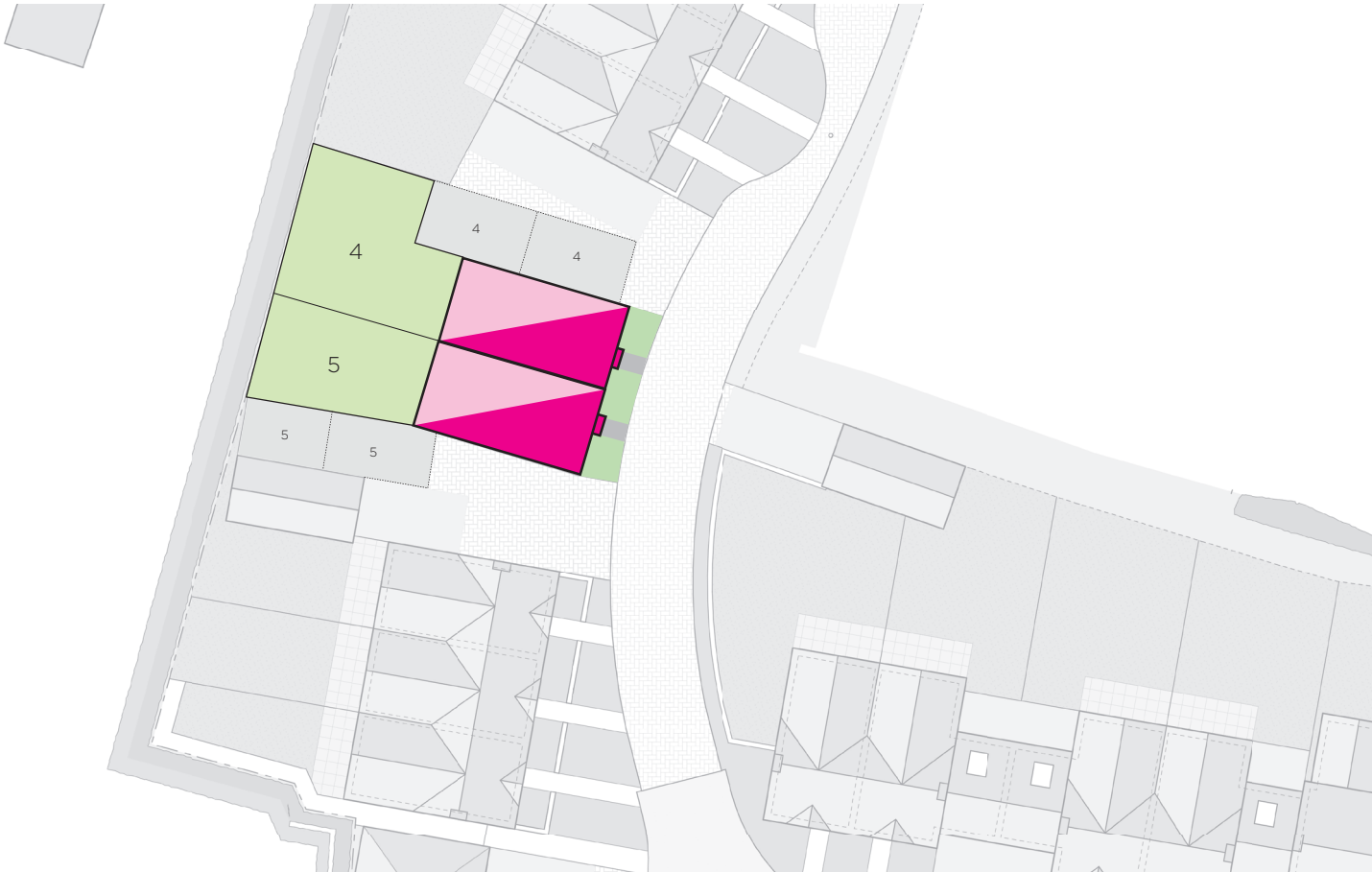
67.69m²/728.56 sq.ft

Kitchen layouts are indicative only. Please consult with Platform staff for specific plans, room dimensions and kitchen layouts. The information is for guidance only and is not to be relied on as statements or representations of fact and they do not make or give representation or warrant whatsoever and do not form part of any contract. All room measurements shown in metric first followed by imperial underneath.


High Street, Waltham on the Wolds

Leicestershire LE14

Site plan



Development

 2 Bedroom Semi-Detached
Plots 4 & 5

Part of the **platform**
housing group

For further details please contact our sales team on: **0345 450 3995** or email: sales@platformhg.com

Contact Us:  www.platformhomeownership.com |  facebook.com/PlatformHomeOwnership

 twitter.com/PlatformNewHome |  instagram.com/platformhomeownership

High Street, Waltham on the Wolds

Leicestershire LE14

House prices for all plots available



Houses available

Plot	House Type	Postal Address	Handover	100% Price	35% Share Value	Monthly Rent	Service Charge	Sold/Reserved
4	2 Bedroom Semi-Detached House	33 Wharton Close, Waltham on the Wolds, Leicestershire LE14 4AH.	June 2022	£232,500	£81,375	£346.33	TBC	
5	2 Bedroom Semi-Detached House	31 Wharton Close, Waltham on the Wolds, Leicestershire LE14 4AH.	June 2022	£232,500	£81,375	£346.33	TBC	

For further details please contact our sales team on: **0345 450 3995** or email: sales@platformhg.com

Contact Us:  www.platformhomeownership.com |  facebook.com/PlatformHomeOwnership

 twitter.com/PlatformNewHome |  instagram.com/platformhomeownership

For details contact our sales team
on **0345 450 3995**
or email: **sales@platformhg.com**

Contact Us:



www.platformhomeownership.com



facebook.com/PlatformHomeOwnership



twitter.com/PlatformNewHome



instagram.com/platformhomeownership

Scheme administered by Platform Housing Group
1700 Solihull Parkway, Birmingham Business Park, Solihull, B37 7YD.

Part of the **platform**
housing group