

welcome to  
**Bluebell  
Croft**

Ratby • Leicestershire



A modern development of  
2 & 3 bedroom new homes  
for shared ownership sale



welcome to your new home

# Bluebell Croft, Ratby

Leicestershire LE6

3 Bedroom Semi-Detached | **Plots 132 & 139**

platform   
**home**  
OWNERSHIP



## Kitchen

Contemporary Kitchen

Oven, hob, extractor

Vinyl flooring

Space for Washing Machine and  
Fridge/Freezer

## Bathroom

Three piece white suite

Shower over bath with screen

Complimentary wall tiling

Vinyl flooring

## General

Located in Hinckley and Bosworth  
District

Parking

10 Year Build Warranty

Turfed Rear Garden

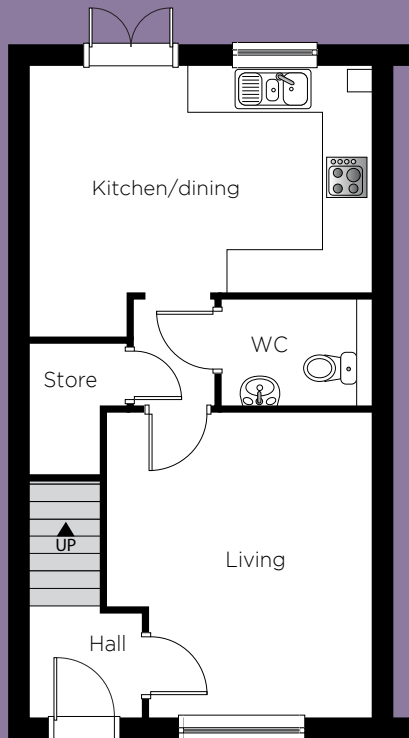
### PLEASE NOTE:

CGI shown is for Illustrations purposes only.

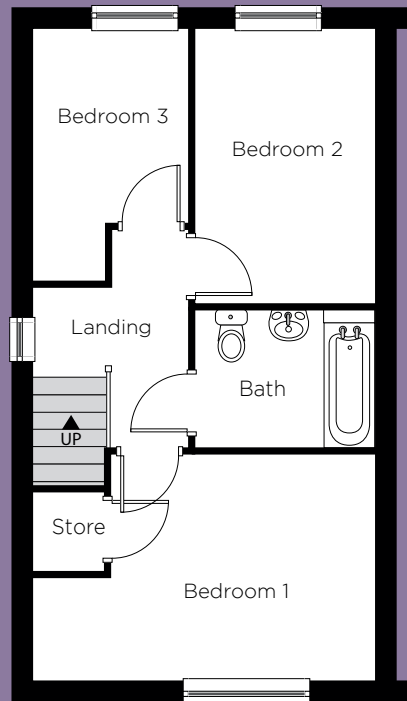
# Bluebell Croft, Ratby

Leicestershire LE6

3 Bedroom Semi-Detached | Plot 132 & 139



Ground Floor



First Floor

## Ground Floor

Kitchen/ dining	4.76m 15' 7"	x	3.16m 10' 4"	(max)
Living	4.24m 13' 11"	x	3.69m 12' 1"	(max)

## First Floor

Bed 1	4.76m 15' 7"	x	3.15m 10' 4"	(max)
Bed 2	3.81m 12' 6"	x	2.54m 8' 4"	(max)
Bed 3	3.50m 11' 6"	x	2.15m 7' 1"	(max)
Bathroom	2.54m 8' 4"	x	1.93m 6' 4"	(max)

## Total Floor Area:

85.99m<sup>2</sup>/925.84 sq.ft

Kitchen layouts are indicative only. Please consult with Platform staff for specific plans, room dimensions and kitchen layouts. The information is for guidance only and is not to be relied on as statements or representations of fact and they do not make or give representation or warrant whatsoever and do not form part of any contract. All room measurements shown in metric first followed by imperial underneath.



welcome to your new home

# Bluebell Croft, Ratby

Leicestershire LE6

3 Bedroom Semi-Detached | **Plots 133 & 138**

platform   
**home**  
OWNERSHIP

**PLEASE  
NOTE**  
Plot 138  
Brick finish  
only



## Kitchen

Contemporary Kitchen

Oven, hob, extractor

Vinyl flooring

Space for Washing Machine and  
Fridge/Freezer

## Bathroom

Three piece white suite

Shower over bath with screen

Complimentary wall tiling

Vinyl flooring

## General

Located in Hinckley and Bosworth  
District

Parking

10 Year Build Warranty

Turfed Rear Garden

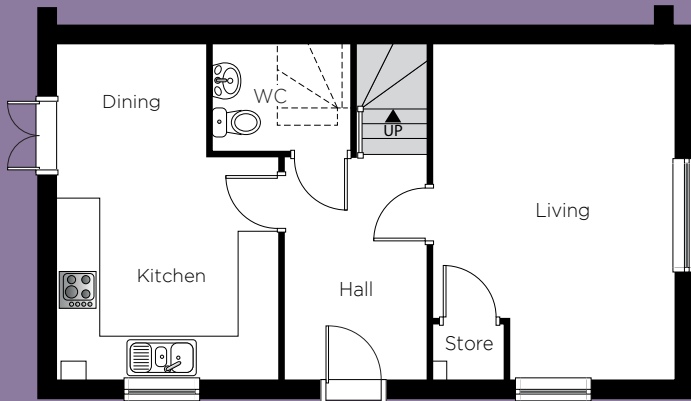
**PLEASE NOTE:**  
CGI shown is for Illustrations purposes only.



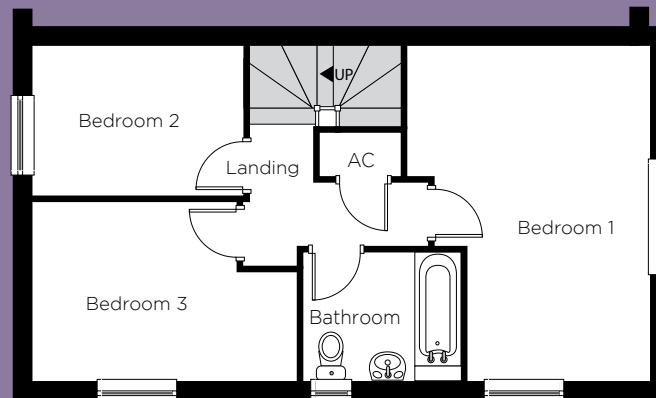
# Bluebell Croft, Ratby

Leicestershire LE6

3 Bedroom Semi-Detached | Plot 133 & 138



Ground Floor



First Floor

## Ground Floor

Kitchen/ dining	5.09m 16' 8"	x	3.12m 10' 3"	(max)
Living	5.09m 16' 8"	x	3.68m 12' 1"	(max)

## First Floor

Bed 1	5.09m 16' 8"	x	3.68m 10' 3"	(max)
Bed 2	3.22m 10' 7"	x	2.51m 8' 3"	(max)
Bed 3	3.22m 10' 7"	x	2.51m 8' 3"	(max)
Bathroom	2.34m 7' 8"	x	1.98m 6' 6"	(max)

**Total Floor Area:**  
95.50m<sup>2</sup>/1027.90 sq.ft

Kitchen layouts are indicative only. Please consult with Platform staff for specific plans, room dimensions and kitchen layouts. The information is for guidance only and is not to be relied on as statements or representations of fact and they do not make or give representation or warrant whatsoever and do not form part of any contract. All room measurements shown in metric first followed by imperial underneath.

welcome to your new home

# Bluebell Croft, Ratby

Leicestershire LE6

2 Bedroom Semi-Detached | **Plots 140 & 141**

platform   
**home**  
O W N E R S H I P



## Kitchen

Contemporary Kitchen

Oven, hob, extractor

Vinyl flooring

Space for Washing Machine and  
Fridge/Freezer

## Bathroom

Three piece white suite

Shower over bath with screen

Complimentary wall tiling

Vinyl flooring

## General

Located in Hinckley and Bosworth  
District

Parking

10 Year Build Warranty

Turfed Rear Garden

### PLEASE NOTE:

CGI shown is for Illustrations purposes only.

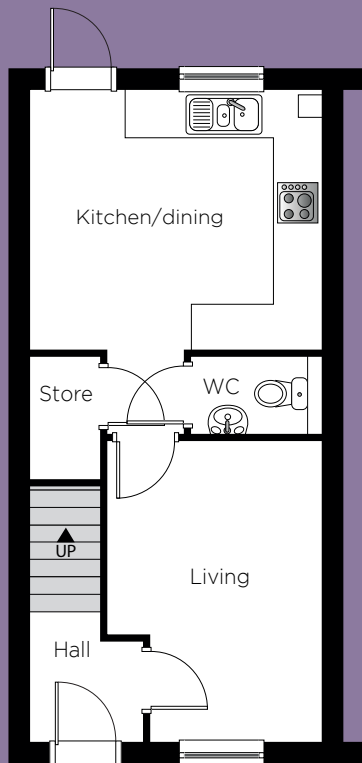


# Bluebell Croft, Ratby

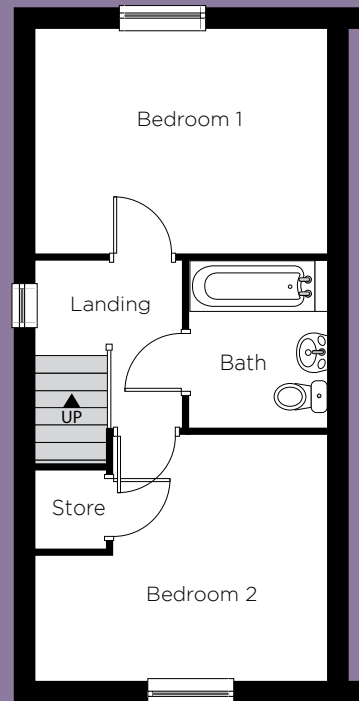
Leicestershire LE6

2 Bedroom Semi-Detached | **Plots 140 & 141**

platform   
**home**  
OWNERSHIP



Ground Floor



First Floor

**Please note:**  
Some plots will be the opposite floor layout to shown.

## Ground Floor

Kitchen/ dining	4.06m 13' 4"	x	3.62m 11' 10"	(max)
Living	4.18m 13' 8"	x	2.99m 9' 10"	(max)

## First Floor

Bed 1	4.06m 13' 4"	x	3.13m 11' 10"	(max)
Bed 2	4.06m 13' 4"	x	3.42m 11' 2"	(max)
Bathroom	2.34m 7' 8"	x	1.92m 6' 4"	(max)

## Total Floor Area:

73.33m<sup>2</sup>/789.36 sq.ft

Kitchen layouts are indicative only. Please consult with Platform staff for specific plans, room dimensions and kitchen layouts. The information is for guidance only and is not to be relied on as statements or representations of fact and they do not make or give representation or warrant whatsoever and do not form part of any contract. All room measurements shown in metric first followed by imperial underneath.

# Bluebell Croft, Ratby

Leicestershire LE6

Site plan

platform   
**home**  
OWNERSHIP



## Development

-  3 Bedroom Semi-Detached Plots 132 & 139
-  3 Bedroom Semi-Detached Plots 133 & 138
-  2 Bedroom Semi-Detached Plots 140 & 141

Part of the **platform**  
 housing group

For further details please contact our sales team on: **0333 200 7304** or email: [sales@platformhg.com](mailto:sales@platformhg.com)

**Contact Us:**  [www.platformhomeownership.com](http://www.platformhomeownership.com) |  [facebook.com/PlatformHomeOwnership](https://facebook.com/PlatformHomeOwnership)  
 [twitter.com/PlatformNewHome](https://twitter.com/PlatformNewHome) |  [instagram.com/platformhomeownership](https://instagram.com/platformhomeownership)



# Bluebell Croft, Ratby

Leicestershire LE6

House prices for all plots available



## Houses available

Plot	House Type	Postal Address	Handover	100% Price	35% Share Value	Monthly Rent	Service Charge	Sold/Reserved
132	3 Bed Semi-Detached	41 Jenny's Way, Ratby, Leicestershire LE6 OPN.	Jan 2024	£300,000	£105,000	£446.87	£35.65	SSTC
133	3 Bed Semi-Detached	43 Jenny's Way, Ratby, Leicestershire LE6 OPN.	Jan 2024	£330,000	£115,500	£491.56	£35.65	SSTC
138	3 Bed Semi-Detached	62 Jenny's Way, Ratby, Leicestershire LE6 OPN.	Feb 2024	£330,000	£115,500	£491.56	£38.95	SSTC
139	3 Bed Semi-Detached	60 Jenny's Way, Ratby, Leicestershire LE6 OPN.	Feb 2024	£300,000	£105,000	£446.87	£38.95	
140	2 Bed Semi-Detached	58 Jenny's Way, Ratby, Leicestershire LE6 OPN.	Feb 2024	£252,000	£88,200	£375.37	£38.95	SSTC
141	2 Bed Semi-Detached	56 Jenny's Way, Ratby, Leicestershire LE6 OPN.	Feb 2024	£252,000	£88,200	£375.37	£35.65	SSTC

**PLEASE NOTE:** HOUSE PRICES FOR ALL PLOTS ABOVE - MAYBE SUBJECT TO CHANGE

For further details please contact our sales team on: **0333 200 7304** or email: [sales@platformhg.com](mailto:sales@platformhg.com)

**Contact Us:**  [www.platformhomeownership.com](http://www.platformhomeownership.com) |  [facebook.com/PlatformHomeOwnership](https://facebook.com/PlatformHomeOwnership)  
 [twitter.com/PlatformNewHome](https://twitter.com/PlatformNewHome) |  [instagram.com/platformhomeownership](https://instagram.com/platformhomeownership)

For details contact our sales team  
on **0333 200 7304**  
or email: **sales@platformhg.com**

**Contact Us:**



[www.platformhomeownership.com](http://www.platformhomeownership.com)



[facebook.com/PlatformHomeOwnership](https://facebook.com/PlatformHomeOwnership)



[twitter.com/PlatformNewHome](https://twitter.com/PlatformNewHome)



[instagram.com/platformhomeownership](https://instagram.com/platformhomeownership)

Scheme administered by Platform Housing Group  
1700 Solihull Parkway, Birmingham Business Park, Solihull, B37 7YD.

Part of the **platform**  
housing group