

HADDON ABBOTT

PETERBOROUGH

platform 
home
OWNERSHIP

PLATFORM HOME OWNERSHIP

At Platform Home Ownership, we're passionate about building quality homes for our customers and creating communities that homeowners can be proud of. It's our mission to build a better future for the UK - investing in affordable homes to ensure accessible routes to homeownership for everyone.

Building A Better Future Through New Homes

INTRODUCTION

P. 05

LOCAL AREA

P. 06

CONNECTIVITY

P. 07

SUSTAINABILITY

P. 08

SHARED OWNERSHIP

P. 10

THE DEVELOPMENT

P. 11

AVAILABLE HOMES

P. 12

GET IN TOUCH



**WELCOME TO HADDON
ABBOTT, A LANDMARK
DEVELOPMENT AND A
NEW STANDARD OF LIVING
FOR THE LOCAL AREA.**

THE WORLD AROUND YOU

Haddon Abbott is an urban extension within the local area - a range of new residences and vital amenities that is creating entirely new neighbourhoods just 14 minutes from Peterborough city centre. While everything you need is on your doorstep, links to the A1 and A47 means you can access the incredible shopping, entertainment and cuisine located in nearby Peterborough and beyond.



**HADDON ABBOTT
IS PERFECTLY
CONNECTED IN
EVERY DIRECTION
MAKING IT A HOME
BUYERS DREAM**

7 MILES
PETERBOROUGH

9 MILES
YAXLEY

10 MILES
Oundle

19 MILES
HUNTINGDON

LOCAL AMENITIES

The Three Horseshoes Pub	7 Min	Drive
Lakeside Healthcare	8 Min	Drive
Tesco Express	9 Min	Drive
AJ's Gym	11 Min	Drive

PLACES OF INTEREST

Holme Fen National Nature Reserve	13 Min	Drive
Queensgate Shopping Centre	14 Min	Drive
New Theatre	16 Min	Drive
Inflata Nation Inflatable Theme Park	19 Min	Drive

CONNECTIVITY

A1139	2 Min	Drive
A1	5 Min	Drive
A47	13 Min	Drive
A15	14 Min	Drive

EDUCATION

Stilton C of E Primary School	4 Min	Drive
Ormiston Bushfield Academy	6 Min	Drive
The Hampton Day Nursery	6 Min	Drive
Yaxley Infant School	8 Min	Drive

Travel times are all shown in minutes and are representative of driving time. All times and distances are taken from [google.com/maps](https://www.google.com/maps)



HADDON ABBOTT'S FOCUS ON SUSTAINABILITY ENSURES ENERGY EFFICIENCY, HELPING TO LOWER LIVING COSTS.



DRIVING SUSTAINABILITY

A key pillar in the development of Haddon Abbott is sustainability. It's vital that we're not just building in an environmentally-friendly way but delivering these same concepts for our home buyers.

This is why each plot at Haddon Abbott is aiming for market-leading energy efficiency, a gas-free design and thus, lower living costs - a key factor for buyers in an increasingly unaffordable climate.

ABOUT SHARED OWNERSHIP

BUY YOUR HADDON ABBOTT HOME THROUGH SHARED OWNERSHIP

Your dream home is more affordable than you may think with Shared Ownership. Shared Ownership means you can purchase part of your home and then pay rent on the remaining share. Typically, you can purchase 40-75% of your home, but lower shares are available. What's more, Shared Ownership is flexible, and allows you to increase your level of ownership over time if you choose to.

Whatever your looking for, we have a wide selection of homes perfect for whatever your needs.

Buying through Shared Ownership at this development means you can purchase between 10 - 75% of your property and pay a subsidised rent on the remaining share you don't own.

HOW IT WORKS

- 1 BUY THE FIRST SHARE IN YOUR NEW HOME.
- 2 PAY RENT ON THE REMAINING SHARE
- 3 BUY MORE SHARES IN YOUR HOME LATER

DID YOU KNOW?

Shared Ownership offers great flexibility, and you can purchase more of your home through staircasing whenever you are ready too.

[CLICK HERE TO LEARN MORE BY READING OUR SHARED OWNERSHIP GUIDE](#)


HADDON ABBOTT

PETERBOROUGH

A COLLECTION OF TWO, THREE AND FOUR BEDROOM HOMES AVAILABLE WITH SHARED OWNERSHIP.

Haddon Abbott is a landmark development for Peterborough - an urban extension that will deliver an unprecedented standard of living for the local area. Built using sustainable practices and state-of-the-art air source heating, each home will deliver market-leading energy efficiency, higher quality of life and lower living costs. For homebuyers, this is a dream opportunity to buy in one of the largest developments of its kind.





HADDON ABBOTT

PHASE ONE

Haddon Abbott is an exclusive collection of two, three and four bedroom homes offering new opportunities for first time buyers, downsizers and growing families.



THE ATKINS
SEMI DETACHED

2 Bedroom Home



THE COOPER
MID/END TERRACE &
SEMI DETACHED

2 Bedroom Home



THE ASHER
SEMI DETACHED

3 Bedroom Home

PLOTS

1080, 1081, 1092, 1093



THE ELMSLIE
END TERRACE &
SEMI DETACHED

3 Bedroom Home



THE MAC ARTHUR
SEMI DETACHED

4 Bedroom Home

PLOTS

1126, 1127, 1128, 1129, 1130,
1133, 1134, 1135, 1138, 1140,
1143

PLOTS

1136, 1137, 1144





This image is from an imaginary viewpoint within an open space area. Its purpose is to give a feel for the development, not an accurate description of each property. The illustration shows a typical Platform Home Ownership home of this type, but there are, however, variances from site to site. External materials, finishes, landscaping, windows and the position of garages, (where provided) may vary throughout the development. Properties may also be built handed (mirror image). Please ask for further details.

THE ATKINS

PLOTS 1080, 1081, 1092, 1093
TOTAL 763 SQFT



Living Room	132 sq ft	12.2 m2
Kitchen/Dining	131 sq ft	12.2 m2

Bedroom 1	147 sq ft	13.7 m2
Bedroom 2	145 sq ft	13.4 m2

SPECIFICATION

- 10 Year build warranty
- Air source heat pump
- Modern fitted kitchen
- Stainless steel oven, hob and extractor
- Downstairs wc
- Allocated parking
- Fenced and turfed rear garden
- Vinyl flooring throughout
kitchens and bathrooms



This image is from an imaginary viewpoint within an open space area. Its purpose is to give a feel for the development, not an accurate description of each property. The illustration shows a typical Platform Home Ownership home of this type, but there are, however, variances from site to site. External materials, finishes, landscaping, windows and the position of garages, (where provided) may vary throughout the development. Properties may also be built handed (mirror image). Please ask for further details.

THE COOPER

THE COOPER

PLOTS 1030, 1031, 1032, 1068, 1069, 1070, 1071, 1124, 1125
TOTAL 861 SQFT



Living Room	167 sq ft	15.5 m2
Kitchen/Dining	153 sq ft	14.2 m2

Bedroom 1	166 sq ft	15.4 m2
Bedroom 2	163 sq ft	15.1 m2

SPECIFICATION

- 10 Year build warranty
- Air source heat pump
- Modern fitted kitchen
- Stainless steel oven, hob and extractor
- Downstairs wc
- Allocated parking
- Fenced and turfed rear garden
- Vinyl flooring throughout
kitchens and bathrooms



This image is from an imaginary viewpoint within an open space area. Its purpose is to give a feel for the development, not an accurate description of each property. The illustration shows a typical Platform Home Ownership home of this type, but there are, however, variances from site to site. External materials, finishes, landscaping, windows and the position of garages, (where provided) may vary throughout the development. Properties may also be built handed (mirror image). Please ask for further details.

THE ASHER

THE ASHER

PLOTS 1028, 1029, 1051, 1052, 1101, 1102, 1131, 1132
TOTAL 1,019 SQFT



Living Room	164 sq ft	15.2 m2
Kitchen/Dining	182 sq ft	16.9 m2

Bedroom 1	159 sq ft	14.8 m2
Bedroom 2	138 sq ft	12.8 m2
Bedroom 3	84 sq ft	7.8 m2

SPECIFICATION

- 10 Year build warranty
- Air source heat pump
- Modern fitted kitchen
- Stainless steel oven, hob and extractor
- Downstairs wc
- Allocated parking
- Fenced and turfed rear garden
- Vinyl flooring throughout
kitchens and bathrooms




This image is from an imaginary viewpoint within an open space area. Its purpose is to give a feel for the development, not an accurate description of each property. The illustration shows a typical Platform Home Ownership home of this type, but there are, however, variances from site to site. External materials, finishes, landscaping, windows and the position of garages, (where provided) may vary throughout the development. Properties may also be built handed (mirror image). Please ask for further details.

THE ELMSLIE

PLOTS 1126, 1127, 1128, 1129, 1130, 1133, 1134, 1135, 1138, 1140, 1143

TOTAL 935 SQFT



Living Room	205 sq ft	19.1 m2
Kitchen/Dining	153 sq ft	14.2 m2

Bedroom 1	152 sq ft	14.2 m2
Bedroom 2	114 sq ft	10.6 m2
Bedroom 3	87 sq ft	8.1 m2

SPECIFICATION

- 10 Year build warranty
- Air source heat pump
- Modern fitted kitchen
- Stainless steel oven, hob and extractor
- Downstairs wc
- Allocated parking
- Fenced and turfed rear garden
- Vinyl flooring throughout
kitchens and bathrooms



THE MAC ARTHUR

This image is from an imaginary viewpoint within an open space area. Its purpose is to give a feel for the development, not an accurate description of each property. The illustration shows a typical Platform Home Ownership home of this type, but there are, however, variances from site to site. External materials, finishes, landscaping, windows and the position of garages, (where provided) may vary throughout the development. Properties may also be built handed (mirror image). Please ask for further details.

THE MAC ARTHUR

PLOTS 1136, 1137, 1144
TOTAL 1,117 SQFT



Living Room	191 sq ft	17.7 m2
Kitchen/Dining	218 sq ft	20.2 m2

Bedroom 1	122 sq ft	11.3 m2
Bedroom 2	62 sq ft	5.8 m2
Bedroom 3	87 sq ft	8.1 m2
Bedroom 4	66 sq ft	6.1 m2

SPECIFICATION

- 10 Year build warranty
- Air source heat pump
- Modern fitted kitchen
- Stainless steel oven, hob and extractor
- Downstairs wc
- Allocated parking
- Fenced and turfed rear garden
- Vinyl flooring throughout
kitchens and bathrooms

HADDON ABBOTT PHASE TWO

Haddon Abbott is an exclusive collection of two and three bedroom homes offering new opportunities for first time buyers, downsizers and growing families.



THE ATKINS SEMI DETACHED

2 Bedroom Home

PLOTS
1231 & 1232



THE COOPER MID/END TARRACE & SEMI DETACHED

2 Bedroom Home

PLOTS
1157, 1158, 1159, 1229, 1230



THE ASHER SEMI DETACHED

3 Bedroom Home

PLOTS
1220, 1221, 1222, 1223, 1233,
1234



THE ELMSLIE SEMI DETACHED

3 Bedroom Home

PLOTS
1160 & 1161



This image is from an imaginary viewpoint within an open space area. Its purpose is to give a feel for the development, not an accurate description of each property. The illustration shows a typical Platform Home Ownership home of this type, but there are, however, variances from site to site. External materials, finishes, landscaping, windows and the position of garages, (where provided) may vary throughout the development. Properties may also be built handed (mirror image). Please ask for further details.

THE ATKINS

THE ATKINS

PLOTS 1231 & 1232

TOTAL 763 SQFT



Living Room	132 sq ft	12.2 m2
Kitchen/Dining	131 sq ft	12.2 m2

Bedroom 1	147 sq ft	13.7 m2
Bedroom 2	145 sq ft	13.4 m2

SPECIFICATION

- 10 Year build warranty
- Air source heat pump
- Modern fitted kitchen
- Stainless steel oven, hob and extractor
- Downstairs wc
- Allocated parking
- Fenced and turfed rear garden
- Vinyl flooring throughout
kitchens and bathrooms



This image is from an imaginary viewpoint within an open space area. Its purpose is to give a feel for the development, not an accurate description of each property. The illustration shows a typical Platform Home Ownership home of this type, but there are, however, variances from site to site. External materials, finishes, landscaping, windows and the position of garages, (where provided) may vary throughout the development. Properties may also be built handed (mirror image). Please ask for further details.

THE COOPER

LOTS 1157, 1158, 1159, 1229 & 1230
TOTAL 861 SQFT



Living Room	167 sq ft	15.5 m2
Kitchen/Dining	153 sq ft	14.2 m2

Bedroom 1	166 sq ft	15.4 m2
Bedroom 2	163 sq ft	15.1 m2

SPECIFICATION

- 10 Year build warranty
- Air source heat pump
- Modern fitted kitchen
- Stainless steel oven, hob and extractor
- Downstairs wc
- Allocated parking
- Fenced and turfed rear garden
- Vinyl flooring throughout
kitchens and bathrooms




THE ASHER

This image is from an imaginary viewpoint within an open space area. Its purpose is to give a feel for the development, not an accurate description of each property. The illustration shows a typical Platform Home Ownership home of this type, but there are, however, variances from site to site. External materials, finishes, landscaping, windows and the position of garages, (where provided) may vary throughout the development. Properties may also be built handed (mirror image). Please ask for further details.

THE ASHER

PLOTS 1220, 1221, 1222, 1223, 1233 & 1234
TOTAL 1,019 SQFT



Living Room	164 sq ft	15.2 m2
Kitchen/Dining	182 sq ft	16.9 m2

Bedroom 1	159 sq ft	14.8 m2
Bedroom 2	138 sq ft	12.8 m2
Bedroom 3	84 sq ft	7.8 m2

SPECIFICATION

- 10 Year build warranty
- Air source heat pump
- Modern fitted kitchen
- Stainless steel oven, hob and extractor
- Downstairs wc
- Allocated parking
- Fenced and turfed rear garden
- Vinyl flooring throughout
kitchens and bathrooms




This image is from an imaginary viewpoint within an open space area. Its purpose is to give a feel for the development, not an accurate description of each property. The illustration shows a typical Platform Home Ownership home of this type, but there are, however, variances from site to site. External materials, finishes, landscaping, windows and the position of garages, (where provided) may vary throughout the development. Properties may also be built handed (mirror image). Please ask for further details.

THE ELMSLIE

PLOTS 1160 & 1161

TOTAL 935 SQFT



Living Room	205 sq ft	19.1 m2
Kitchen/Dining	153 sq ft	14.2 m2

Bedroom 1	152 sq ft	14.2 m2
Bedroom 2	114 sq ft	10.6 m2
Bedroom 3	87 sq ft	8.1 m2

SPECIFICATION

- 10 Year build warranty
- Air source heat pump
- Modern fitted kitchen
- Stainless steel oven, hob and extractor
- Downstairs wc
- Allocated parking
- Fenced and turfed rear garden
- Vinyl flooring throughout
kitchens and bathrooms

Haddon Abbott

Peterborough

HOUSE PRICES FOR ALL PLOTS AVAILABLE

PLOT	TYPE	ADDRESS	HANDOVER	100% SHARE	40% SHARE VALUE	MONTHLY RENT
PHASE ONE						
1028	Asher	4 Greyfield Drive, Peterborough PE7 7BX	Jun-25			
1029	Asher	6 Greyfield Drive, Peterborough PE7 7BX	Jun-25			
1030	Cooper	8 Greyfield Drive, Peterborough PE7 7BX	Jun-25			
1031	Cooper	10 Greyfield Drive, Peterborough PE7 7BX	Jun-25			
1032	Cooper	12 Greyfield Drive, Peterborough PE7 7BX	May-25			
1051	Asher	7 Millbatch Way, Peterborough PE7 7BU	Nov-24			
1052	Asher	5 Millbatch Way, Peterborough PE7 7BU	Nov-24			
1068	Cooper	4 Wallace Lane, Peterborough	Oct-25			
1069	Cooper	6 Wallace Lane, Peterborough	Oct-25			
1070	Cooper	8 Wallace Lane, Peterborough	Oct-25			
1071	Cooper	10 Wallace Lane, Peterborough	Oct-25			
1080	Atkins	29 Greyfield Drive, Peterborough PE7 7BW	Nov-25			
1081	Atkins	27 Greyfield Drive, Peterborough PE7 7BW	Nov-25			
1092	Atkins	25 Greyfield Drive, Peterborough PE7 7BW	May-25			
1093	Atkins	23 Greyfield Drive, Peterborough PE7 7BW	May-25			

PLOT	TYPE	ADDRESS	HANDOVER	100% SHARE	40% SHARE VALUE	MONTHLY RENT
1101	Asher	5 Greyfield Drive, Peterborough PE7 7BX	Apr-25			
1102	Asher	3 Greyfield Drive, Peterborough PE7 7BX	Apr-25			
1124	Cooper	9 Wallace Lane , Peterborough	Nov-25			
1125	Cooper	7 Wallace Lane , Peterborough	Nov-25			
1126	Elmslie	5 Wallace Lane , Peterborough	Nov-25			
1127	Elmslie	3 Wallace Lane , Peterborough	Nov-25			
1128	Elmslie	41 Easterside Avenue, Peterborough PE7 7BJ	Apr-25			
1129	Elmslie	39 Easterside Avenue, Peterborough PE7 7BJ	Apr-25			
1130	Elmslie	37 Easterside Avenue, Peterborough, PE7 7BH	Mar-25			
1131	Asher	35 Easterside Avenue, Peterborough, PE7 7BH	Mar-25			
1132	Asher	33 Easterside Avenue, Peterborough PE7 7BJ	Mar-25			
1133	Elmslie	31 Easterside Avenue, Peterborough PE7 7BJ	Mar-25			
1134	Elmslie	29 Easterside Avenue, Peterborough PE7 7BJ	Mar-25			
1135	Elmslie	27 Easterside Avenue, Peterborough PE7 7BJ	Mar-25			
1136	MacArthur	25 Easterside Avenue, Peterborough PE7 7BJ	Mar-25			
1137	MacArthur	23 Easterside Avenue, Peterborough PE7 7BJ	Mar-25			
1138	Elmslie	21 Easterside Avenue, Peterboroughy PE7 7BJ	Jan-25			
1140	Elmslie	17 Easterside Avenue, Peterborough PE7 7BJ	Jan-25			
1143	Elmslie (Show Home)	9 Easterside Avenue, Peterborough PE7 7BJ	Oct-24			
1144	MacArthur	7 Easterside Avenue,Peterborough PE7 7BJ	Oct-24			

PLOT	TYPE	ADDRESS	HANDOVER	100% SHARE	40% SHARE VALUE	MONTHLY RENT
PHASE TWO						
1157	Cooper	2 The Poplars, Peterborough PE7 7BZ	Feb-25			
1158	Cooper	4 The Poplars, Peterborough PE7 7BZ	Feb-25			
1159	Cooper	6 The Poplars, Peterborough PE7 7BZ	Feb-25			
1160	Elmslie	8 The Poplars, Peterborough PE7 7BZ	Feb-25			
1161	Elmslie	10 The Poplars, Peterborough PE7 7BZ	Feb-25			
1220	Asher	78 Easterside Avenue, Peterborough, PE7 7BJ	Apr-25			
1221	Asher	80 Easterside Avenue, Peterborough, PE7 7J	Apr-25			
1222	Asher	82 Easterside Avenue, Peterborough, PE7 7BJ	Apr-25			
1223	Asher	84 Easterside Avenue, Peterborough, PE7 7BJ	Apr-25			
1229	Cooper	17 Lowerfield Drive, Peterborough PE7 7DE	Mar-25			
1230	Cooper	15 Lowerfield Drive, Peterborough PE7 7DE	Mar-25			
1231	Atkins	11 Lowerfield Drive, Peterborough PE7 7DE	Mar-25			
1232	Atkins	9 Lowerfield Drive, Peterborough PE7 7DE	Mar-25			
1233	Asher	7 Lowerfield Drive, Peterborough PE7 7DE	Mar-25			
1234	Asher	5 Lowerfield Drive, Peterborough PE7 7DE	Mar-25			



LONDON RD,
GREAT HADDON,
PETERBOROUGH,
PE7 3TB

GET IN TOUCH
0333 200 7304
sales@platformhg.com

SATNAV
PE7 3TB



PLATFORMHOMEOWNERSHIP



@PLATFORMHOMEOWNERSHIP



@PLATFORMNEWHOME

Platform Home Ownership have taken every effort to ensure that these documents are accurate and represent the properties available. Platform Home Ownership and the developer may in their efforts to improve design reserve the right to alter site plans, floorplans, elevations and specifications without prior notice. Maps shown are not to scaled and for illustrative purposes only. Distances are taken from [google.co.uk/maps](https://www.google.co.uk/maps). Information is correct at the time it was published - **February 2025**. For more information please visit us website at www.platformhomeownership.com