



FURROW CLOSE

RYALL, WORCESTERSHIRE

WELCOME TO FURROW CLOSE

**A COLLECTION OF 2 & 3 BEDROOM HOMES AVAILABLE
THROUGH SHARED OWNERSHIP LOCATED IN RYALL, WORCESTERSHIRE,
BROUGHT TO YOU BY PLATFORM HOME OWNERSHIP**

Welcome to Furrow Close, a collection of two and three-bedroom homes available through Shared Ownership in the Worcestershire countryside. Nestled alongside the River Severn, this intimate development blends rural charm with modern living, creating a new community built to exceptional standards.

THE WORLD AROUND YOU

A scenic view of a river flowing through a town, with a large Gothic cathedral in the background under a blue sky with white clouds. A boat is visible on the river in the foreground.

Ryall is a charming riverside village within the Malvern Hills district, offering peace, natural beauty, and easy access to nearby towns. With excellent schools, independent shops, cosy pubs, and countryside walks, the area provides a perfect balance of rural living and modern convenience, ideal for families and commuters alike.



1. The Kings Head, Worcester
2. The Brewery Quarter, Cheltenham
3. River Severn, Upton upon Severn
4. Worcestershire Beacon, Malvern Hills



FURROW CLOSE IS PERFECTLY CONNECTED IN EVERY DIRECTION MAKING IT A HOME BUYERS DREAM

1 MILE

UPTON UPON SEVERN

7 MILES

MALVERN

10 MILES

WORCESTER





15 MILES

CHELTENHAM




A CONNECTED COMMUNITY

Furrow Close is ideally placed for connections in every direction. Worcester, Malvern and Cheltenham are all close by, while nearby Upton-upon-Severn offers daily essentials. Excellent road and rail access, plus good local schools, ensure convenience for growing families. With the Malvern Hills and riverside walks nearby, leisure and lifestyle combine seamlessly.

LOCAL AMENITIES

CONVENIENCE STORE	1 MILE	3 MIN DRIVE	
SUPERMARKET	1 MILE	2 MIN DRIVE	
DOCTORS	1.6 MILES	5 MIN DRIVE	
GYM	7.4 MILES	14 MIN DRIVE	





CONNECTIVITY

M50	3.1 MILES	6 MIN DRIVE	
M5	5 MILES	8 MIN DRIVE	
GREAT MALVERN TRAIN STATION	7.4 MILES	14 MIN DRIVE	

EDUCATION

UPTON-UPON-SEVERN COFE PRIMARY & PRE-SCHOOL	1.2 MILES	4 MIN DRIVE	
HANLEY CASTLE HIGH SCHOOL	2.2 MILES	6 MIN DRIVE	
TWYNING SCHOOL	4 MILES	8 MIN DRIVE	
HANLEY SWAN ST GABRIEL'S WITH ST MARY'S COFE	4.2 MILES	8 MIN DRIVE	

PLACE OF INTEREST

TUDOR HOUSE MUSEUM	0.9 MILES	2 MIN DRIVE	
SUNSHINE FESTIVAL	1.3 MILES	6 MIN DRIVE	
UPTON HAM NATURE RESERVE	1.6 MILES	5 MIN DRIVE	
MALVERN HILLS	9.4 MILES	21 MIN DRIVE	

A man and a woman are standing in a brightly lit hallway. The man, on the right, is wearing a green polo shirt with blue and white vertical stripes and is smiling broadly while holding a white document and a pen. The woman, on the left, is wearing a black top and a purple scarf, and is also smiling and looking towards the man. The background shows a hallway with white walls and doors.

BUILDING A BETTER FUTURE THROUGH NEW HOMES

At Platform Home Ownership, we're passionate about building quality homes for our customers and creating communities that homeowners can be proud of. It's our mission to build a better future for the UK - investing in affordable homes to ensure accessible routes to homeownership for everyone.

BUYING THROUGH SHARED OWNERSHIP

BUYING YOUR FURROW CLOSE HOME WITH PLATFORM HOME OWNERSHIP

Your dream home is more affordable than you may think with Shared Ownership. Shared Ownership means you can purchase part of your home and then pay rent on the remaining share.

Typically, you can purchase 40-75% of your home, but lower shares are available. What's more, Shared Ownership is flexible, and allows you to increase your level of

ownership over time if you choose to. Whatever your looking for, we have a wide selection of homes perfect for whatever your needs.

Buying through Shared Ownership at this development means you can purchase between 10-75% of your property and pay a subsidised rent on the remaining share you don't own.

1

BUY THE FIRST SHARE IN YOUR NEW HOME

Purchase an initial share typically between 10% and 75% with a 5-10% deposit on that share

2

PAY RENT ON THE REMAINING SHARE

Pay subsidised rent on the portion you don't own, often below market rates

3

BUY MORE SHARES IN YOUR HOME LATER

Increase ownership through 'staircasing' buying additional shares as finances allow

GET TO KNOW

FURROW CLOSE

RYALL, WORCESTERSHIRE

Furrow Close features a collection of 2 & 3 bedroom homes offering the perfect opportunity for first time buyers, downsizers and growing families.

SHARED OWNERSHIP



THE SEVERN
2 Bedroom Home

PLOTS: 1, 2, 3, 4



THE HANLEY
3 Bedroom Home

PLOTS: 5, 6, 7, 8, 9 & 10



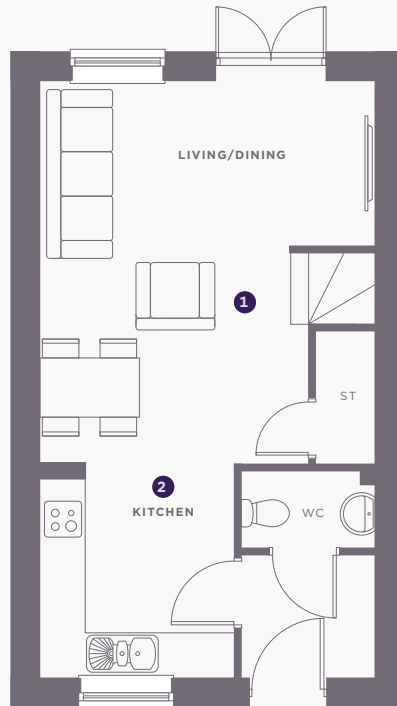


This image is from an imaginary viewpoint within an open space area. Its purpose is to give a feel for the development, not an accurate description of each property. The illustration shows a typical Platform Home Ownership home of this type, but there are, however, variances from site to site. All dimensions indicated are approximate and the furniture layout is for illustrative purposes only ***** Homes may be 'handed' (mirror image) versions of the illustrations, and may be detached, semi-detached or terraced. External materials, finishes, landscaping, windows and the position of garages, (where provided) may vary throughout the development. Please speak to one of our sales team for further details or specific measurements.

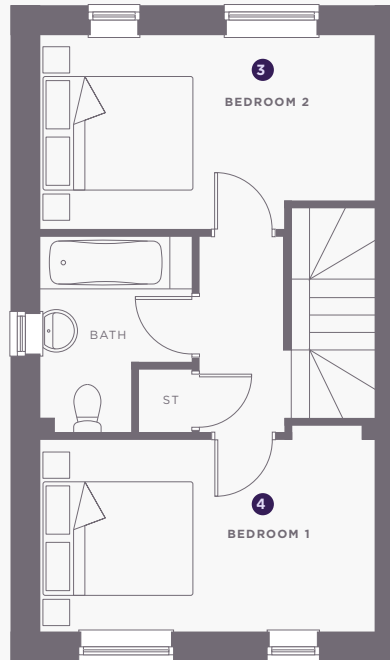
SEMI-DETACHED

THE SEVERN

TOTAL: 754 SQ FT



GROUND



FIRST

SPECIFICATION

- 10 year build warranty
- Modern fitted kitchen with oven, hob and extractor fan
- Downstairs W/C
- Family bathroom with shower over bath
- Vinyl floor to wet areas
- Air source heating
- Turfed & fenced rear garden
- Allocated parking

GROUND FLOOR

1	Living / Dining	5.11m x 4.47m	16'9" x 14'8"
2	Kitchen	2.6m x 2.6m	8'6" x 8'6"

FIRST FLOOR

3	Bedroom 1	2.60m x 4.47m	8'6" x 14'8"
4	Bedroom 2	2.60m x 4.47m	8'6" x 14'8"

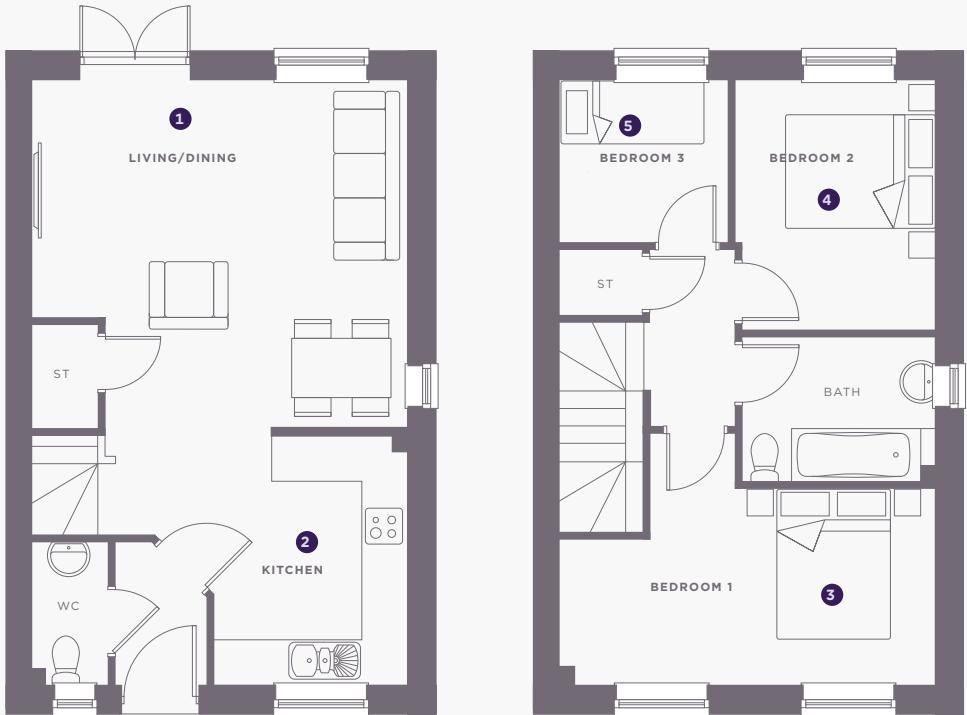


This image is from an imaginary viewpoint within an open space area. Its purpose is to give a feel for the development, not an accurate description of each property. The illustration shows a typical Platform Home Ownership home of this type, but there are, however, variances from site to site. All dimensions indicated are approximate and the furniture layout is for illustrative purposes only *****. Homes may be 'handed' (mirror image) versions of the illustrations, and may be detached, semi-detached or terraced. External materials, finishes, landscaping, windows and the position of garages, (where provided) may vary throughout the development. Please speak to one of our sales team for further details or specific measurements.

SEMI-DETACHED

THE HANLEY

TOTAL: 861 SQ FT



GROUND

FIRST

SPECIFICATION

- 10 year build warranty
- Modern fitted kitchen with oven, hob and extractor fan
- Downstairs W/C
- Family bathroom with shower over bath
- Vinyl floor to wet areas
- Air source heating
- Turfed & fenced rear garden
- Allocated parking

GROUND FLOOR

1	Living / Dining	4.73m x 5.02m	15'6" x 16'6"
2	Kitchen	3.32m x 2.61m	10'11" x 8'7"

FIRST FLOOR

3	Bedroom 1	2.60m x 5.02m	8'6" x 16'6"
4	Bedroom 2	3.38m x 2.69m	11'1" x 8'10"
5	Bedroom 3	2.23m x 2.27m	7'4" x 7'5"



Find us at:
Furrow Close, Holly
Green, Upton on
Severn, WR8 0RT

GET IN TOUCH

0333 200 7304

sales@platformhg.com

platformhomeownership.com



/PLATFORMHOMEOWNERSHIP



/PLATFORMHOMEOWNERSHIP



/PLATFORMNEWHOME

Platform Home Ownership have taken every effort to ensure that these documents are accurate and represent the properties available. Platform Home Ownership and the developer may in their efforts to improve design reserve the right to alter site plans, floorplans, elevations and specifications without prior notice. Maps shown are not to scaled and for illustrative purposes only. Distances are taken from google.co.uk/maps. Information is correct at the time it was published - **April 2026**. For more information please visit us website at www.platformhomeownership.com